


Instructions to Complete Safe Sport Education Training

Dear Athletes AND Parents,

Please take the Safe Sport training course. Athletes must take “Safe Sport for Athletes” and parents must take “Parent’s Guide to Misconduct in Sport.” The whole process literally takes 10-15 minutes, and it is free. This really is important, and the team requires it in order to become Safe Sport Recognized. Please help us get there.


Go to <https://learn.usaswimming.org>

This screen should pop up



Click on either “LOGIN” or “REGISTER”

You will come to this page:



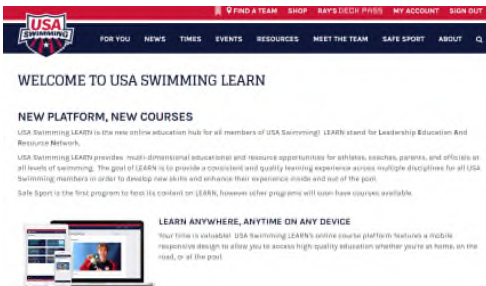
If you are a USA Swimming member (athlete or official), click on “START”

If you are a non-member (parent), click on “CREATE ACCOUNT”

Follow the steps according to whether you are a member or nonmember:

Members

This screen will pop up



Scroll down and enter your first name, last name, and date of birth, then click “search”

Your name and club code will appear below the search button. Click “Continue”

That will bring you to the ATHLETE PROTECTION TRAINING portal. Click “START”

You may be asked to update your profile (enter your email, LSC and club name).

You will be told your profile has been updated and you may move to other pages. Look at the bar at the top of the screen:



Select “COURSES”

Nonmembers

This screen will pop up

A screenshot of the USA Swimming LEARN portal for nonmembers. The top navigation bar includes the USA Swimming LEARN logo and a 'LOGIN' link. The main content area has a 'REGISTER' heading. Below this are several form fields: 'First Name', 'Last Name', 'Birthdate' (with a date picker), 'Email', 'Password', 'LSC' (with a dropdown menu), and 'Club Name' (with a dropdown menu). At the bottom is a blue 'REGISTER' button.

Enter your information. Click “REGISTER”

The site will welcome you and tell you that you have not started any courses. Click “COURSES”

You will see a number of courses available (below).